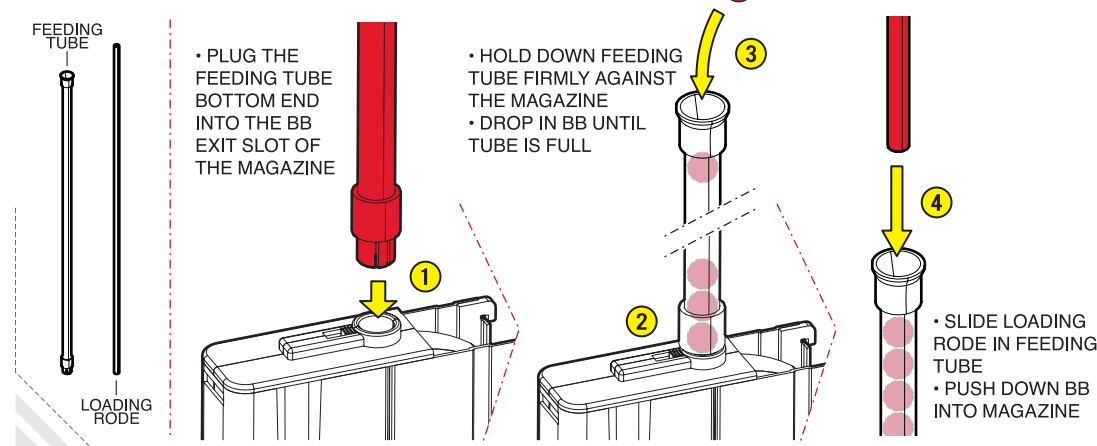


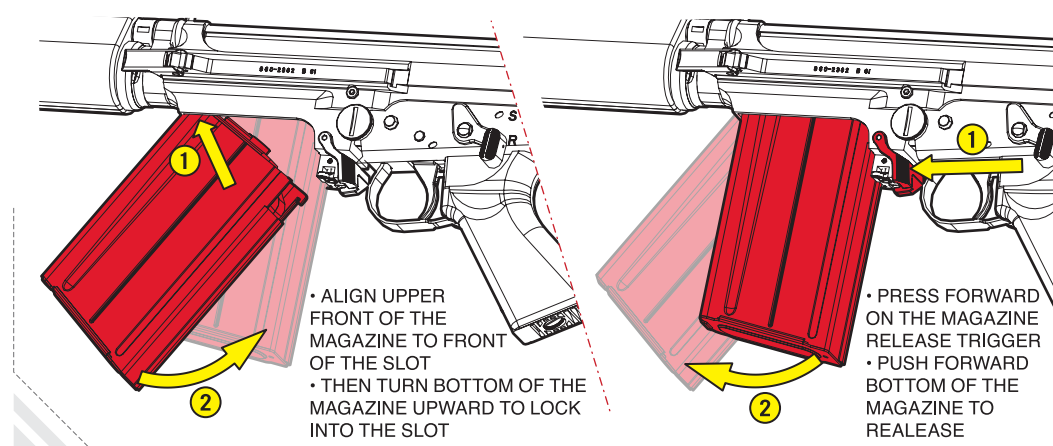
ARES CLASSIC L1A1 SLR

AEG AIRSOFT RIFLE

LOADING MAGAZINE

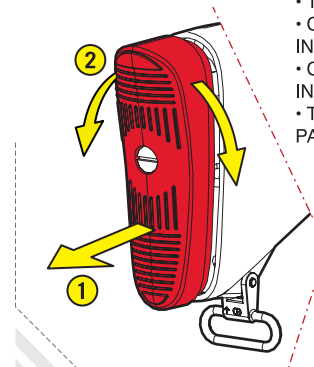


INSTALL/RELEASE MAGAZINE



BATTERY INSTALLTION

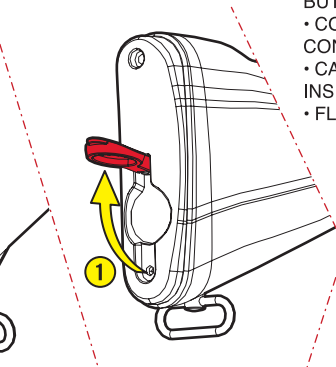
PLASTIC VERSION AR-024-P



- PULL THE BUTTSTOCK PAD BACKWARD
- THEN TURN IT EITHER TO LEFT OR RIGHT TO OPEN IT
- CONNECT THE BATTERY TO THE CONNECTOR INSIDE THE BUTTSTOCK
- CAREFULLY PLACE THE BATTERY INSIDE THE STOCK
- TURN BACK THE BUTTSTOCK PAD TO CLOSE IT

• 9.6v NUNCHUCK BATTERY


WOODEN VERSION AR-024-W



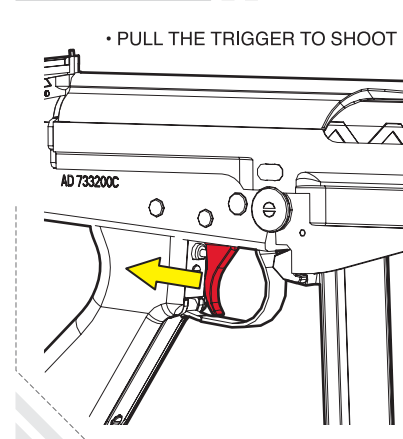
- FLIP UP THE BATTERY HOUSING CAP ON THE BUTTSTOCK
- CONNECT THE BATTERY TO THE CONNECTOR INSIDE THE BUTTSTOCK
- CAREFULLY PLACE THE BATTERY INSIDE THE STOCK
- FLIP DOWN THE CAP TO CLOSE IT

• 9.6v STICK BATTERY

SWITCH FIRE MODE

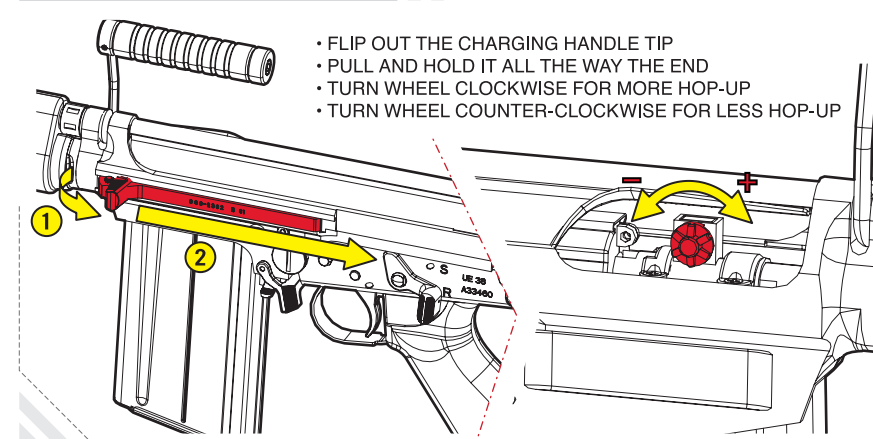


TO SHOOT



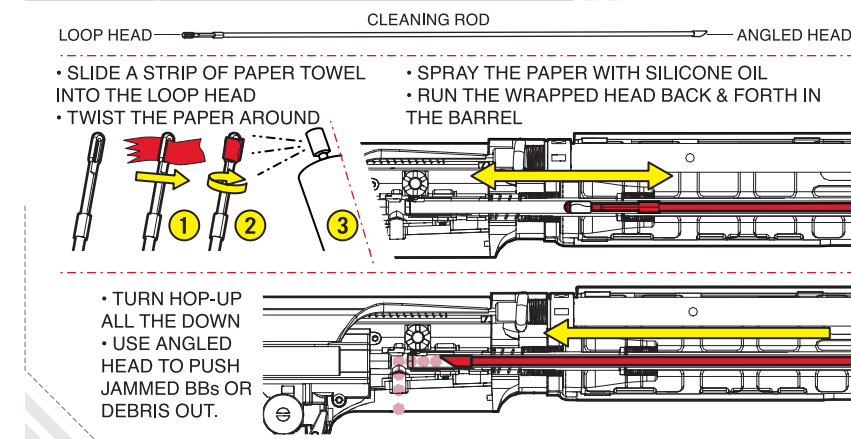
- PULL THE TRIGGER TO SHOOT

HOP-UP ADJUSTMENT



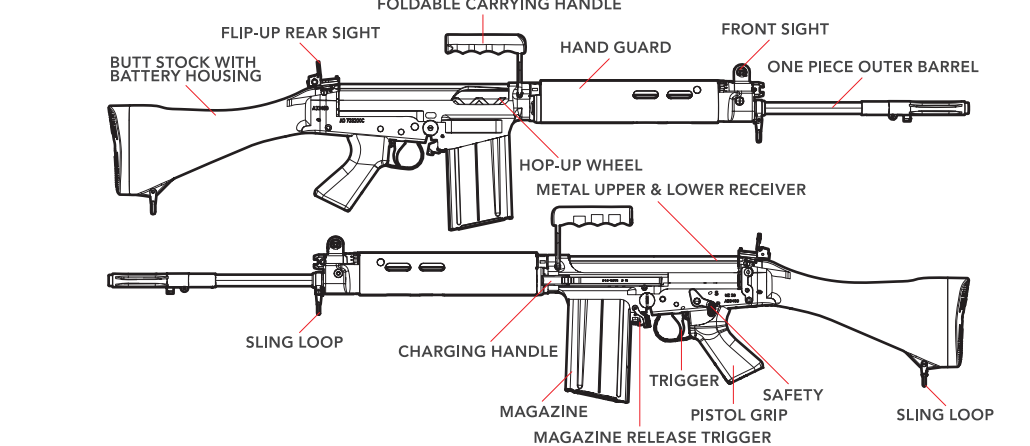
- FLIP OUT THE CHARGING HANDLE TIP
- PULL AND HOLD IT ALL THE WAY THE END
- TURN WHEEL CLOCKWISE FOR MORE HOP-UP
- TURN WHEEL COUNTER-CLOCKWISE FOR LESS HOP-UP

CLEAN/CLEAR JAMMED BARREL



- SLIDE A STRIP OF PAPER TOWEL INTO THE LOOP HEAD
- TWIST THE PAPER AROUND
- SPRAY THE PAPER WITH SILICONE OIL
- RUN THE WRAPPED HEAD BACK & FORTH IN THE BARREL
- TURN HOP-UP ALL THE WAY DOWN
- USE ANGLED HEAD TO PUSH JAMMED BBs OR DEBRIS OUT.

PRODUCT FEATURES



SPECIFICATIONS

POWER SOURCE :	AEG
BATTERY :	9.6v (AR-024-P: NUNCHUCK / AR-024-W: STICK)
LENGTH :	AR-024-P 1143mm / AR-024-W 1133mm
WEIGHT :	AR-024-P 3820g / AR-024-W 3800g
MAGAZINE CAPACITY :	120 rounds
FIRE MODE :	SAFE / SEMI / (OPTIONAL FULL AUTO)
MATERIAL :	METAL + NYLON FIBER / WOOD
HOP-UP :	ADJUSTABLE
VELOCITY / ENERGY :	±430 FPS / <2 JOULES
(Based on 0.20g BB)	

SAFETY INSTRUCTIONS

READ ALL INSTRUCTIONS BEFORE USE!

- **FOR ADULT USE ONLY. NOT TO BE OPERATED BY MINORS UNDER THE AGE OF 18.**
- **NEVER MODIFY OR ALTER YOUR AIRSOFT GUN.** Attempts to modify the airsoft gun in any way could make your airsoft gun unsafe to use, cause serious injury or death, and will void the warranty.
- Misuse of Airsoft Guns is dangerous and can cause serious injury or death. Always treat an Airsoft gun with the same respect you would towards a real firearm.

GENERAL PRECAUTIONS

- This merchandise does not contain any internal components compatible or interchangeable with a real firearm.
- This merchandise cannot accept firing components from a real firearm, nor be able to chamber / fire real ammunition.
- The merchandise is designed to function solely with 6mm airsoft ammunition.
- **ONLY** use high-quality precision plastic BBs designed for 6mm Airsoft guns.
- **NEVER** use a BB that is dirty, has been shot from the gun, or otherwise deformed.
- **ONLY** use the gun in plain sight.
- **ALWAYS** store the airsoft gun unloaded, and out of reach by children.
- Using unauthorized repair centers or modifying the function of your airsoft gun in any way may be unsafe and will void your warranty.
- The manufacturer, distributors, and retailers are not liable for any malfunction, accidents, injuries or repair cost resulting from misuse, or by disassembly and modification of the airsoft gun.

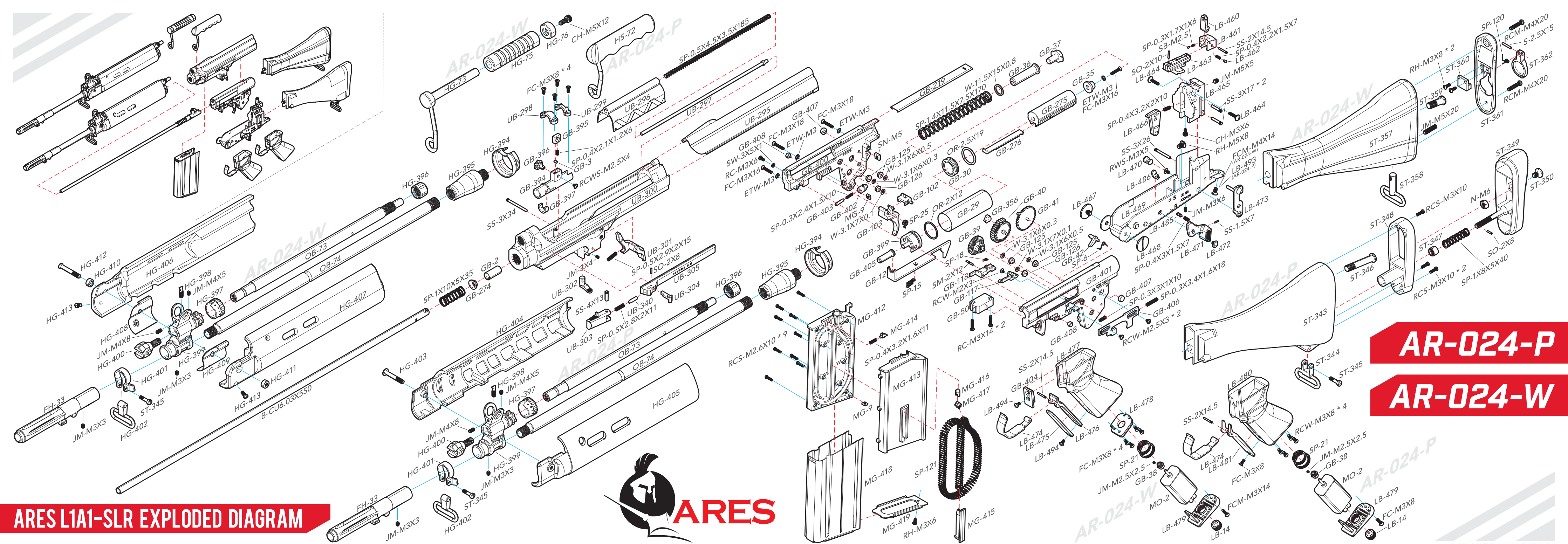
SAFETY CONSIDERATIONS

- **NEVER** look into the gun's muzzle.
- **NEVER** point the Airsoft gun at anything you do not intend to shoot.
- **NEVER** shoot at targets that may cause the BB to bounce off, such as hard surface that could produce a ricochet.
- **ALWAYS** ensure the operator and everyone nearby are wearing appropriate eye protection.
- **ALWAYS** ensure the fire-selector is on "SAFE" until you are ready to shoot.
- **ONLY** shoot the airsoft gun in designated area, towards a safe direction, using a sufficient backstop.

CAUTION TO PREVENT BATTERY POWER DRAINAGE, BATTERY MUST BE UNPLUGGED AND STORED SEPARATELY FROM AIRSOFT GUN AFTER USE.

Divisions of Forever Good (Hong Kong) Ltd.

FOR GENERAL ENQUIRY, CONTACT US AT
ARES@ARES-AIRSOFT.COM
FOR THE LATEST NEWS AND PRODUCT INFORMATION, VISIT US AT
WWW.AMOEBA-AIRSOFT.COM
WWW.ARES-AIRSOFT.COM
f ARES-AIRSOFT



ARES L1A1-SLR EXPLODED DIAGRAM



AR-024-P
AR-024-W